



**EVERGREEN**  
Building and Construction Corp



# Excellence.

STONE COATED STEEL ROOFING SYSTEMS





**THE STANDARD FOR  
STONE COATED STEEL  
ROOFING SYSTEMS.**

With our metal roof tiles now installed in all over the state of Florida and proven in some of the most extreme weather conditions, Evergreen's products exceed every common benchmark for strength and durability.

**FOR STABILITY, CHOOSE STONE  
COATED STEEL. FOR INGENUITY,  
CHOOSE EVERGREEN.**



**Lightweight**  
Evergreen Steel Roof Tiles are a lightweight interlocking roof system. No structural reinforcements are required to install Evergreen.



**High Wind Resistance**  
Evergreen Steel Roof Tiles are engineered to withstand high wind uplift forces and can withstand wind speeds up to 140 MPH.



**Hail Resistance**  
Evergreen Steel Roof Tiles achieve the highest UL 2218 rating for hail impact resistance in the United States. Class 4 roofs typically qualify for insurance discounts.




**Fire Safe**  
Evergreen steel roof tiles are rated "Class A" non combustible, the highest rating possible. Enjoy the peace of mind that comes with a Class A fire protection.



**Marine Environments**  
Evergreen roof tiles are suitable for all marine environments and are backed by our warranty.



**Protection from the Sun**  
Evergreen Roof Tiles incorporate "state of the art" acrylic coating technology and have been tested in some of the most severe UV climates.



**Earthquake**  
Evergreen Steel Roof Tiles are an interlocking roof system. The tiles are individually fastened and are less likely to fall through the ceiling during an earthquake.



**Sustainability**  
Engineered from high grade Zinalume coated steel, Evergreen roof is one of the most recyclable and sustainable building products in the world.






# All-weather performance.

## VENTILATION– THE KEY TO ENERGY EFFICIENT ROOFING

### Above-Sheathing Ventilation (ASV)




#### EVERGREEN ADVANTAGE

Evergreen products are designed to be elevated from the roof deck, creating a natural air flow unlike other roofing products.

Above Sheathing Ventilation (ASV) is the movement of air between the top of the roof deck and bottom side of the stone coated roof panels. The ventilation in the air space prevents stagnant air from staying in one location and at a constant temperature. This air movement prevents heat gain in the summer and heat loss in the winter.

All of Evergreen's various profiles can benefit from above sheathing ventilation if you choose this optional feature, whether installed over a counter batten system or direct to deck.

### PROPRIETARY MANUFACTURING PROCESS



While upper layers serve as a barrier against elements such as UV, lower layers assist in preventing corrosion. Adhesion is reinforced throughout the entire multilayer process.





# ZINCALUME® STEEL: THE ULTIMATE ROOFING MATERIAL

ZINCALUME® steel offers both durability and a great modern or traditional aesthetic. It combines the corrosion protection of aluminium with the sacrificial protection of zinc, giving it the full advantage of both metals.

Safety &  
durability.

# MADE TO STAND THE TEST OF TIME

Our ISO 9001 accredited factory manufactures products suitable for all climates and environments around the world. Evergreen's products are earthquake, fire and freeze/thaw resistant and can withstand hurricane-force winds of up to 140mph.

## ROOFING MATERIALS COMPARISON


MAJOR FEATURES	EVERGREEN STONE-COATED STEEL ROOFING	LIGHTWEIGHT & REGULAR CONCRETE TILE & SHAKE	WOOD SHAKE SHINGLE	ASPHALT FIBERGLASS SHINGLES
LIGHTWEIGHT	Yes (150 lb./sq.)	No (700-1,000 lb./sq.)	Yes (200-300 lb./sq.)	Yes (200-300 lb./sq.)
NON-COMBUSTIBLE	Yes	Yes	No	No
ENERGY EFFICIENT	Yes	Yes	No	No
WATER-TIGHT COVER (WITHOUT UNDERLAYMENTS)	Yes	No	No	No
INCREASE HOME RESALE VALUE	Yes	Yes	No	No
COST COMPETITIVE OVER LIFE OF PRODUCT	Yes	No	No	No
UNBREAKABLE/WALKABLE	Yes	No	Yes	No
MAINTENANCE REQUIRED	Very Low	Medium	High	High
COLOR-FAST	Yes	No	No	No
FACTORY-ADVISED INSTALLERS	Yes	No	No	No
TESTED & WARRANTED TO 120MPH WINDS	Yes	No	No	No
FULL-TRANSFERABLE LIMITED LIFETIME WARRANTY	Yes	No	No	No
HAIL RESISTANCE	Yes	No	No	No
EARTHQUAKE SAFE	Yes	No	No	No




NEW!



CF Shake, Barkwood




CF Shake, Ironstone




Barkwood




Charcoal Blend



Weathered Wood



Ironstone



Sierra Wood

# CF Shake

The rustic charm of traditional shake with CF features.

Evergreen's CF Shake is specifically designed to resemble the rustic charm of traditional wood shakes but without the fire hazards wood roofs create. Its innovative, fully "Concealed Fastening" system is truly a world's first. Evergreen's CF Shake offers a deep-ribbed, distinctive profile to enhance the shadow lines and create remarkable visual contrast.

---

Minimum roof pitch: 3/12

---

Cover dim: 49 5/8 x 14 1/2

---

Panels per square: 20

---

Installed weight: 141 lbs/sq

---

Gauge: 26

---



CONCEALED  
FASTENING



NEW!




CF Shingle, Charcoal




Charcoal Blend



Barkwood



Oakwood



Estate Grey



Arctic Grey



Ponderosa

# CF Shingle

A traditional shingle look with high-performance features.

Evergreen's CF Shingle is specifically designed to resemble the look of traditional asphalt shingles but will not break down and need to be replaced, ultimately ending up in our landfills. Its innovative fully “Concealed Fastening” system is truly a world’s first. Unlike other systems, which leave gaps and screws exposed to the elements, our unique CF Shingle protects all fastening elements, making these roofs more reliable than ever before.

Minimum roof pitch: 3/12

Cover dim: 49 5/8 x 14 1/2

Panels per square: 20

Installed weight: 141 lbs/sq

Gauge: 26



CONCEALED  
FASTENING



CF Shingle Barkwood



Weathered Wood







Craftsman Shake, Weathered Wood




Craftsman Shake, Sierra Wood




Ironstone




Sierra Wood




Weathered Wood



Black Iron



Birch



Cedar

# Craftsman Shake

The rustic charm of traditional shake.

Evergreen's Craftsman Shake features the wood-grain appearance of traditional hand-split wood shakes. Its deep ribbed profile is designed to enhance shadow lines and create a distinct visual contrast.

Evergreen's Craftsman Shake combines the benefits of stone coated steel with exceptional weather & fire resistance and a long roof life. Evergreen Craftsman Shake tiles are available in a choice of colors from deep charcoals to earthy browns and greens, and the blended tones of real weathered wood shake.

---

Minimum roof pitch: 3/12

---

Cover dim: 49 9/16 x 14 1/2

---

Panels per square: 20

---

Installed weight on battens: 150 lbs/sq

---


Gauge: 26

---





Antica, Firenze




Antica, Milano




Milano




Pisa



Turin



Firenze



Provence



Naples

# Antica

## The graceful features of the Mediterranean

Evergreen's Antica roofscape offers the strength and graceful features of the Mediterranean tile. Its S-tile shape creates superior durability for a lifetime of elegance. Evergreen's Antica Tile is available in a variety of color blends reminiscent of the region, and provides the classical appearance of traditional Mediterranean clay tile without the inherent weight and cost.

---

Minimum roof pitch: 3/12

---

Cover dim: 47 7/8 x 14 1/2

---

Panels per square: 21


---

Installed weight on battens: 150 lbs/sq

---

Gauge: 26


---



Black Iron



Got questions? Scan the QR code below to learn more about our Stone Coated Steel Roofing System or visit [www.evergreenbcc.com/lifetime-roofs](http://www.evergreenbcc.com/lifetime-roofs).



**Evergreen Building and Construction Corp**  
P +18883930547 F +1 9044317873, E [info@evergreenbcc.com](mailto:info@evergreenbcc.com)  
[www.evergreenbcc.com/](http://www.evergreenbcc.com/)